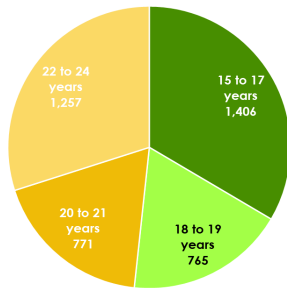


Susquehanna County Youth Profile

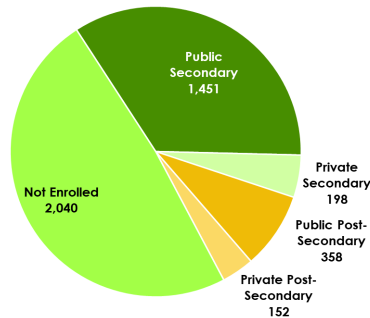
Youth Population: 4,200 (10.3% of total population)

Based on individuals ages 15 to 24 years

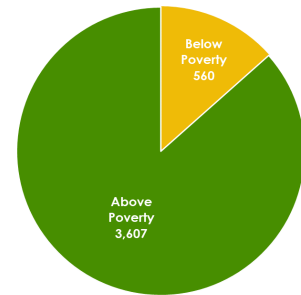
Age Groups



School Enrollment



Poverty Status



Based on population for whom poverty status is determined

Labor Market Information

- Total: 3,700
- Civilian Labor Force: 2,300
- Employed: 2,000
- Unemployed: 400
- Unemployment Rate: 15.5%
- Not in Labor Force: 1,400

Based on individuals ages 16 to 24
For comparison, the unemployment rate for individuals ages 25 years and over is 4.8%

Educational Attainment Levels

- Total: 2,800
- Less than 9th grade: 30 (1.0%)
- 9th to 12th grade, no diploma: 400 (14.8%)
- High school graduate (includes equivalency): 1,300 (45.9%)
- Some college, no degree: 600 (22.0%)
- Associate's degree: 200 (8.4%)
- Bachelor's degree: 200 (7.2%)
- Graduate or professional degree: 20 (0.7%)

Based on individuals ages 18 to 24

Occupational Groupings

- Food Preparation and Serving Related: 25.4%
- Sales and Related: 13.9%
- Construction and Extraction: 9.7%
- Office and Administrative Support: 7.8%
- Transportation and Material Moving: 7.8%
- Installation, Maintenance, and Repair: 4.2%
- Production: 3.9%
- Building and Grounds Cleaning and Maintenance: 3.9%

Based on workers ages 14 to 24 years

Industry Sectors

- Accommodation and Food Services: 23.6%
- Retail Trade: 21.3%
- Health Care and Social Assistance: 8.3%
- Government (includes public education): 8.1%
- Construction: 6.3%
- Mining, Quarrying, and Oil and Gas Extraction: 5.3%
- Manufacturing: 4.6%
- Professional, Scientific, and Technical Services: 4.4%

Based on workers ages 14 to 24 years