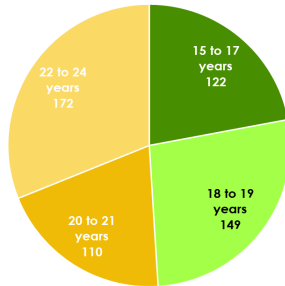


## Sullivan County Youth Profile

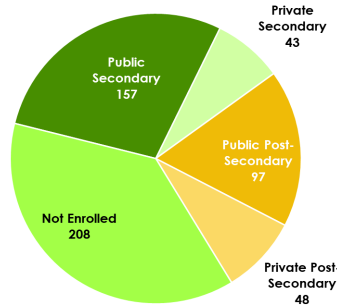
Youth Population: 600 (9.2% of total population)

Based on individuals ages 15 to 24 years

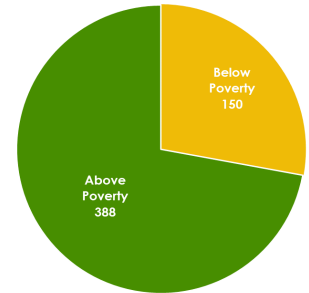
### Age Groups



### School Enrollment



### Poverty Status



Based on population for whom poverty status is determined

### Labor Market Information

- Total: 500
- Civilian Labor Force: 300
- Employed: 300
- Unemployed: 30
- Unemployment Rate: 10.4%
- Not in Labor Force: 200

Based on individuals ages 16 to 24  
 For comparison, the unemployment rate for individuals ages 25 years and over is 4.4%

### Educational Attainment Levels

- Total: 400
- Less than 9th grade: 40 (9.3%)
- 9th to 12th grade, no diploma: 80 (18.8%)
- High school graduate (includes equivalency): 200 (35.5%)
- Some college, no degree: 100 (25.1%)
- Associate's degree: 20 (5.1%)
- Bachelor's degree: 30 (6.3%)
- Graduate or professional degree: 0 (0.0%)

Based on individuals ages 18 to 24

### Occupational Groupings

- Food Preparation and Serving Related: 23.9%
- Healthcare Support: 9.1%
- Protective Service: 9.1%
- Building and Grounds Cleaning and Maintenance: 9.1%
- Personal Care and Service: 9.1%
- Sales and Related: 9.1%
- Office and Administrative Support: 9.1%
- Farming, Fishing, and Forestry: 9.1%

Based on workers ages 14 to 24 years

### Industry Sectors

- Retail Trade: 20.9%
- Health Care and Social Assistance: 18.1%
- Accommodation and Food Services: 16.5%
- Government (includes public education): 14.3%
- Construction: 9.1%
- Manufacturing: 9.1%
- Arts, Entertainment, and Recreation: 9.1%
- Other Services (except Public Administration): 9.1%

Based on workers ages 14 to 24 years