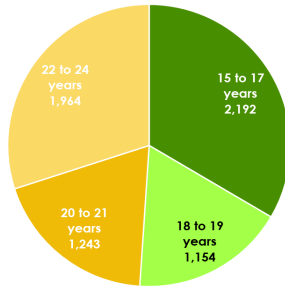


## Bradford County Youth Profile

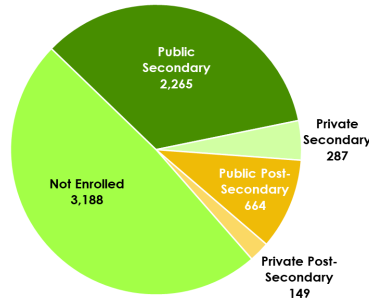
Youth Population: 6,600 (10.8% of total population)

Based on individuals ages 15 to 24 years

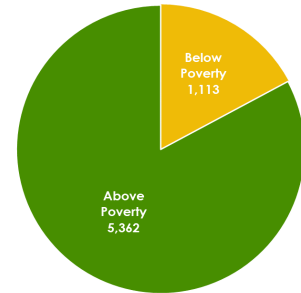
### Age Groups



### School Enrollment



### Poverty Status



Based on population for whom poverty status is determined

### Labor Market Information

- Total: 6,000
- Civilian Labor Force: 3,600
- Employed: 3,300
- Unemployed: 300
- Unemployment Rate: 8.4%
- Not in Labor Force: 2,400

Based on individuals ages 16 to 24  
For comparison, the unemployment rate for individuals ages 25 years and over is 4.2%

### Educational Attainment Levels

- Total: 4,400
- Less than 9th grade: 100 (2.3%)
- 9th to 12th grade, no diploma: 500 (12.4%)
- High school graduate (includes equivalency): 2,100 (49.0%)
- Some college, no degree: 900 (20.8%)
- Associate's degree: 300 (7.1%)
- Bachelor's degree: 400 (8.2%)
- Graduate or professional degree: 10 (0.3%)

Based on individuals ages 18 to 24

### Occupational Groupings

- Food Preparation and Serving Related: 18.9%
- Sales and Related: 12.6%
- Transportation and Material Moving: 10.6%
- Office and Administrative Support: 8.9%
- Production: 8.1%
- Healthcare Support: 7.2%
- Construction and Extraction: 5.1%
- Healthcare Practitioners and Technical: 4.6%

Based on workers ages 14 to 24 years

### Industry Sectors

- Health Care and Social Assistance: 19.3%
- Retail Trade: 18.3%
- Accommodation and Food Services: 16.1%
- Manufacturing: 12.1%
- Government (includes public education): 6.0%
- Transportation and Warehousing: 4.5%
- Other Services (except Public Administration): 4.2%
- Administrative and Support and Waste Management and Remediation Services: 3.5%

Based on workers ages 14 to 24 years