

Workforce Demand in the Northern Tier

An analysis of online job postings

**Online Job
 Postings:
 2,600**

**Unemployed:
 6,100**

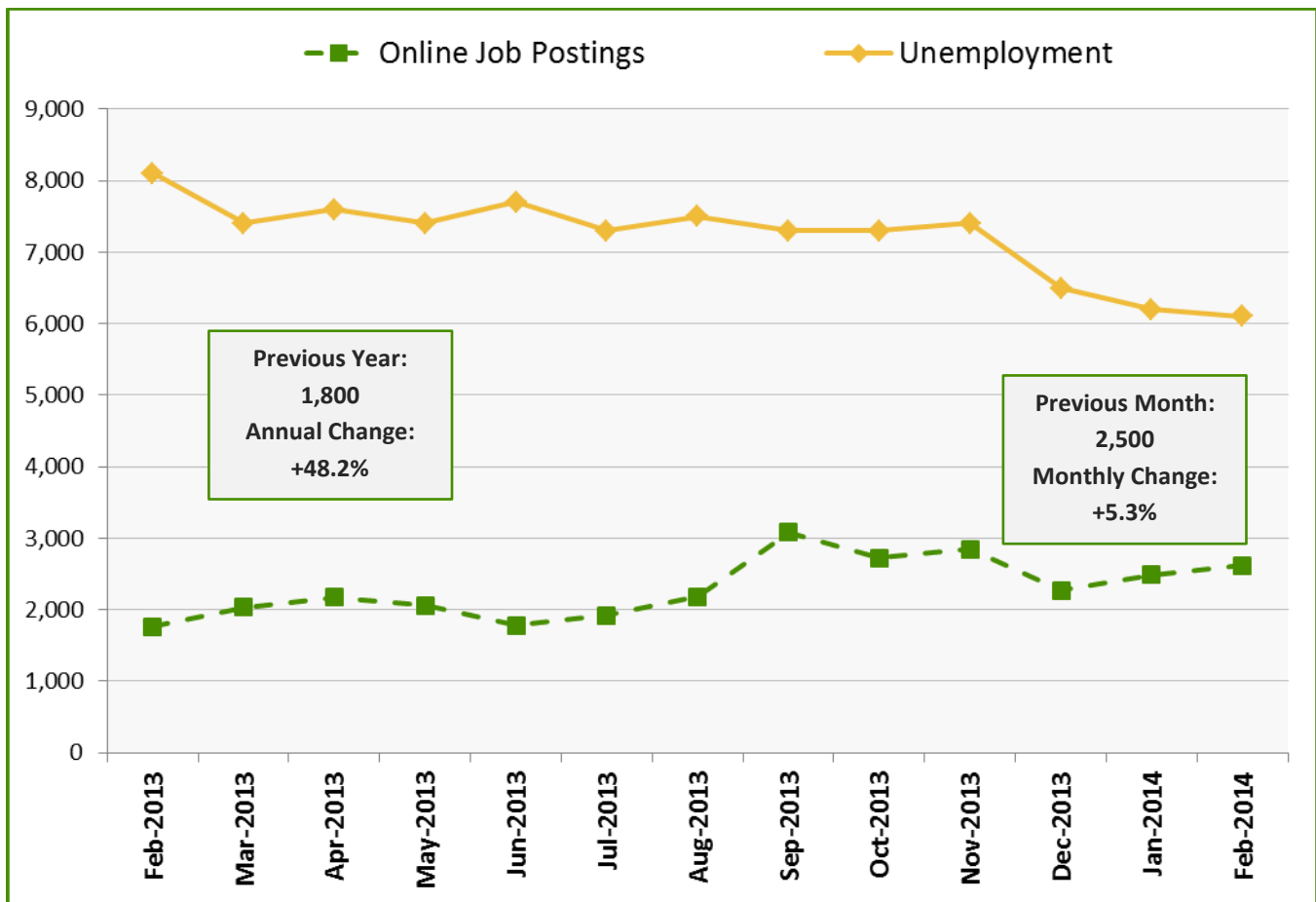
**Unemployment
 Rate:
 6.4%**

**Unemployed
 /Job Posting:
 2.3**

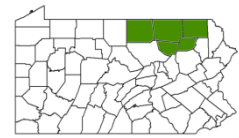
Northern Tier: Bradford, Sullivan, Susquehanna, Tioga, and Wyoming Counties

Online Job Postings are not seasonally adjusted. Annual trends reveal overall changes.

Unemployed and unemployment rate are seasonally adjusted. The number of unemployed persons only includes individuals who are not working and are eligible and actively searching for employment.



If every online job posting was filled by Northern Tier jobseekers, the unemployment rate in the Northern Tier would drop to 3.7%.



Online Job Postings by Occupational Grouping

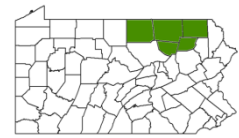
Occupational Grouping	February 2014	January 2014	February 2013	Monthly Change	Annual Change
Total Online Job Postings	2,617	2,485	1,766	5.3%	48.2%
Healthcare Practitioners and Technical	626	488	314	28.3%	99.4%
Transportation and Material Moving	325	302	89	7.6%	265.2%
Sales and Related	258	297	162	-13.1%	59.3%
Management	199	210	148	-5.2%	34.5%
Healthcare Support	116	128	114	-9.4%	1.8%
Office and Administrative Support	113	113	69	0.0%	63.8%
Food Preparation and Serving Related	91	108	122	-15.7%	-25.4%
Personal Care and Service	74	21	4	252.4%	1750.0%
Installation, Maintenance, and Repair	64	94	34	-31.9%	88.2%
Production	41	50	41	-18.0%	0.0%
Business and Financial Operations	36	39	32	-7.7%	12.5%
Construction and Extraction	34	20	27	70.0%	25.9%
Military	31	33	5	-6.1%	520.0%
Architecture and Engineering	31	30	46	3.3%	-32.6%
Arts, Design, Entertainment, Sports, and Media	28	26	18	7.7%	55.6%
Protective Service	22	13	22	69.2%	0.0%
Community and Social Service	17	26	5	-34.6%	240.0%
Education, Training, and Library	17	19	24	-10.5%	-29.2%
Life, Physical, and Social Science	15	6	26	150.0%	-42.3%
Building and Grounds Cleaning and Maintenance	11	8	14	37.5%	-21.4%
Computer and Mathematical	10	9	18	11.1%	-44.4%
Farming, Fishing, and Forestry	8	10	3	-20.0%	166.7%
Legal	3	4	1	-25.0%	200.0%

Excludes job postings not classified by occupation

Prepared by Central Pennsylvania Workforce Development Corporation (CPWDC), April 2014

CPWDC cannot guarantee the validity of the job postings data

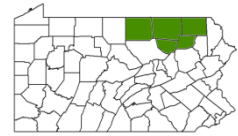
Source: Geographic Solutions Spidred Job Openings data and Labor Market Information (unemployment) available through Center for Workforce Information & Analysis



Online Job Postings by Industry Sector

Industry Sector	February 2014	January 2014	February 2013	Monthly Change	Annual Change
Total Online Job Postings	2,617	2,485	1,766	5.3%	48.2%
Administrative and Support and Waste Management and Remediation Services	406	299	12	35.8%	3283.3%
Health Care and Social Assistance	297	274	161	8.4%	84.5%
Retail Trade	221	227	66	-2.6%	234.8%
Government	85	92	1	-7.6%	8400.0%
Accommodation and Food Services	62	112	85	-44.6%	-27.1%
Transportation and Warehousing	54	53	15	1.9%	260.0%
Mining, Quarrying, and Oil and Gas Extraction	40	42	38	-4.8%	5.3%
Wholesale Trade	38	57	17	-33.3%	123.5%
Professional, Scientific, and Technical Services	34	49	13	-30.6%	161.5%
Educational Services (Private)	27	27	12	0.0%	125.0%
Manufacturing	27	19	21	42.1%	28.6%
Utilities	20	17	4	17.6%	400.0%
Management of Companies and Enterprises	19	23	0	-17.4%	--
Information	16	40	2	-60.0%	700.0%
Other Services (except Public Administration)	16	26	1	-38.5%	1500.0%
Real Estate and Rental and Leasing	10	20	2	-50.0%	400.0%
Agriculture, Forestry, Fishing and Hunting	9	14	2	-35.7%	350.0%
Construction	7	6	1	16.7%	600.0%
Finance and Insurance	5	4	4	25.0%	25.0%
Arts, Entertainment, and Recreation	0	0	0	--	--

Excludes job postings not classified by industry



Employers with Online Job Postings

Bayada Home Health Care
CVS Caremark
Dandy Mini Mart
ePeople Healthcare
Guthrie Health Care System
Lowe's
McDonald's
Pizza Hut, Inc.
Swift Transportation
Tyler Memorial Hospital

Occupations with Online Job Postings

Cashiers
Customer Service Representatives
Heavy and Tractor-Trailer Truck Drivers
Licensed Practical and Licensed Vocational Nurses
Nursing Assistants
Occupational Therapists
Personal Care Aides
Physical Therapists
Physicians and Surgeons, All Other
Registered Nurses