

Workforce Demand in the Northern Tier

An analysis of online job postings

**Online Job
 Postings:
 3,300**

**Unemployed:
 4,500**

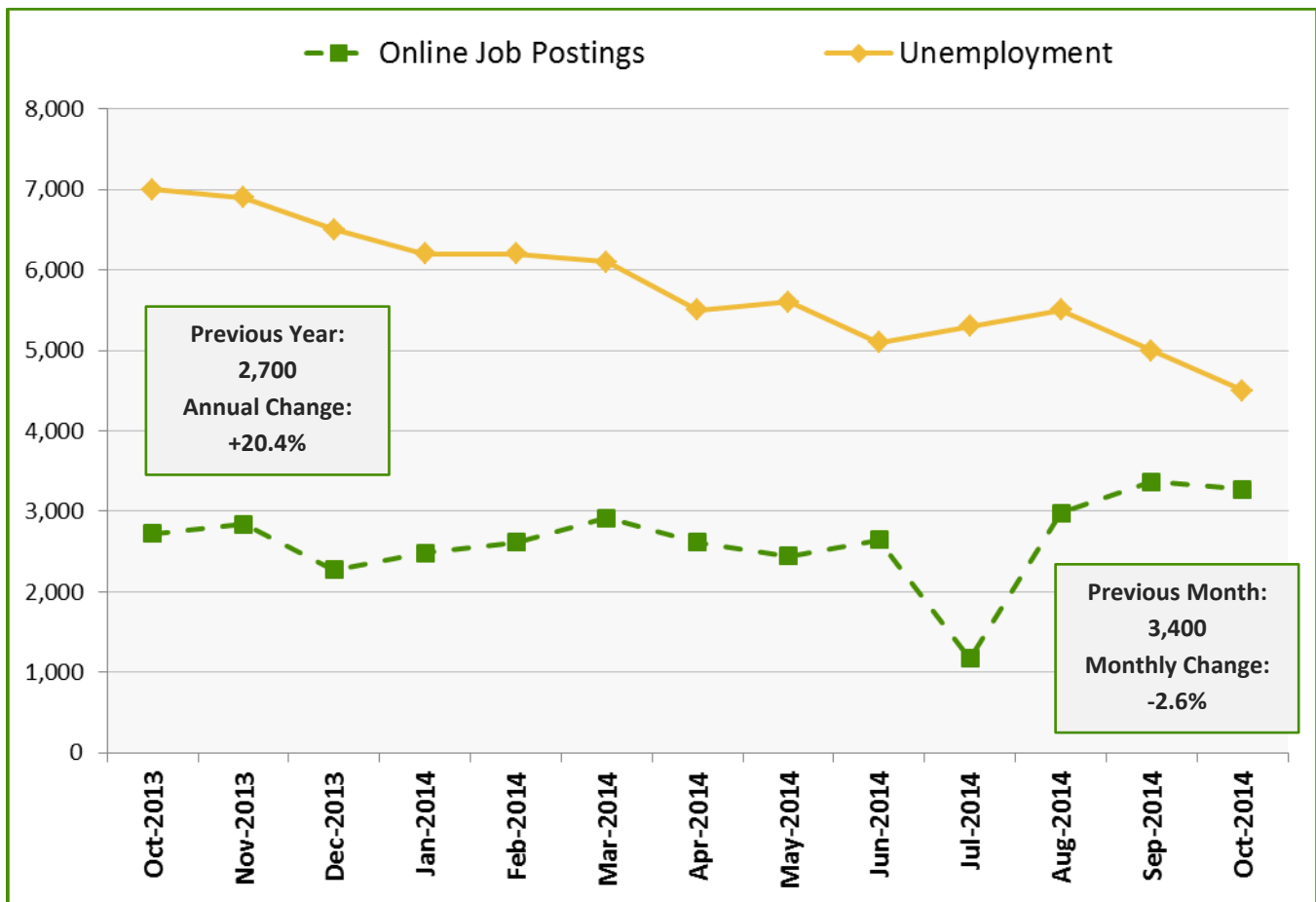
**Unemployment
 Rate:
 4.6%**

**Unemployed /
 Job Posting:
 1.4**

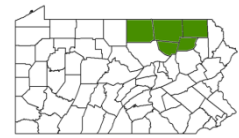
Northern Tier: Bradford, Sullivan, Susquehanna, Tioga, and Wyoming Counties

Online Job Postings are not seasonally adjusted. Annual trends reveal overall changes.

Unemployed and unemployment rate are seasonally adjusted. The number of unemployed persons only includes individuals who are not working and are eligible and actively searching for employment.



If every online job posting was filled by Northern Tier jobseekers, the unemployment rate in the Northern Tier would drop to 1.2%.



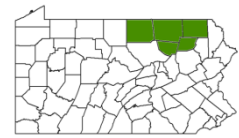
Online Job Postings by Occupational Grouping

Occupational Grouping	October 2014	September 2014	October 2013	Monthly Change	Annual Change	Hourly Wage
Total Online Job Postings	3,278	3,367	2,722	-2.6%	20.4%	\$19.48
Healthcare Practitioners and Technical	645	639	433	0.9%	49.0%	\$44.70
Transportation and Material Moving	472	402	388	17.4%	21.6%	\$17.52
Sales and Related	381	413	214	-7.7%	78.0%	\$13.17
Management	186	220	236	-15.5%	-21.2%	\$35.44
Office and Administrative Support	157	163	127	-3.7%	23.6%	\$14.91
Healthcare Support	130	129	91	0.8%	42.9%	\$13.43
Food Preparation and Serving Related	121	183	145	-33.9%	-16.6%	\$10.14
Production	107	120	101	-10.8%	5.9%	\$16.45
Architecture and Engineering	86	69	37	24.6%	132.4%	\$28.93
Installation, Maintenance, and Repair	80	79	70	1.3%	14.3%	\$21.45
Construction and Extraction	46	56	30	-17.9%	53.3%	\$17.69
Business and Financial Operations	46	38	28	21.1%	64.3%	\$21.83
Personal Care and Service	39	37	19	5.4%	105.3%	\$9.44
Arts, Design, Entertainment, Sports, and Media	38	57	39	-33.3%	-2.6%	\$11.00
Protective Service	29	22	30	31.8%	-3.3%	\$15.82
Computer and Mathematical	25	22	9	13.6%	177.8%	\$27.11
Building and Grounds Cleaning and Maintenance	22	25	19	-12.0%	15.8%	\$11.32
Community and Social Service	18	31	30	-41.9%	-40.0%	\$22.92
Education, Training, and Library	17	108	39	-84.3%	-56.4%	\$17.12
Life, Physical, and Social Science	10	12	13	-16.7%	-23.1%	\$29.87
Military	7	3	33	133.3%	-78.8%	--
Farming, Fishing, and Forestry	3	7	5	-57.1%	-40.0%	\$14.63
Legal	0	0	3	--	--	--

Job postings are identified by 8-digit ONET codes; not all job postings translate to 6-digit SOC codes that can be classified by occupational grouping (e.g., 99-9999); job posting counts may be underestimated.

Hourly wages are based on the median hourly wages of SOC occupations (not the job postings) weighted by the number of openings in each posting; postings that do not correlate to specific SOC occupations are excluded.

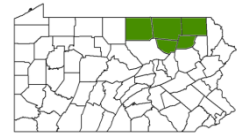
Wage source: Economic Modeling Specialists, Incorporated 2014.3 Class of Worker; QCEW Employees, Non-QCEW Employees, & Self-Employed; occupational wages do not include benefits.



Online Job Postings by Industry Sector

Industry Sector	October 2014	September 2014	October 2013	Monthly Change	Annual Change
Total Online Job Postings	3,278	3,367	2,722	-2.6%	20.4%
Retail Trade	376	473	272	-20.5%	38.2%
Administrative and Support and Waste Management and Remediation Services	304	355	159	-14.4%	91.2%
Health Care and Social Assistance	271	258	282	5.0%	-3.9%
Transportation and Warehousing	152	108	195	40.7%	-22.1%
Manufacturing	103	83	19	24.1%	442.1%
Wholesale Trade	94	67	33	40.3%	184.8%
Accommodation and Food Services	79	141	99	-44.0%	-20.2%
Professional, Scientific, and Technical Services	71	69	79	2.9%	-10.1%
Mining, Quarrying, and Oil and Gas Extraction	46	41	52	12.2%	-11.5%
Educational Services (Private)	24	21	45	14.3%	-46.7%
Finance and Insurance	23	19	13	21.1%	76.9%
Real Estate and Rental and Leasing	22	21	26	4.8%	-15.4%
Information	15	15	21	0.0%	-28.6%
Government	15	13	101	15.4%	-85.1%
Management of Companies and Enterprises	13	26	18	-50.0%	-27.8%
Construction	11	18	6	-38.9%	83.3%
Utilities	11	8	10	37.5%	10.0%
Other Services (except Public Administration)	9	15	31	-40.0%	-71.0%
Agriculture, Forestry, Fishing and Hunting	7	15	7	-53.3%	0.0%
Arts, Entertainment, and Recreation	0	0	0	--	--

Not all job postings are identified by 6-digit NAICS codes that can be classified by industry sector (e.g., 999999); job posting counts may be underestimated.



Employers with Online Job Postings

Bayada Home Health Care
Cargill
Dandy Mini Mart
Dollar General Corporation
Genuine Parts
Guthrie Health
Guthrie Medical Group
Lowe's
Maxim Healthcare Services (Williamsport, PA)
UPS

Occupations with Online Job Postings

Cashiers
Customer Service Representatives
First-Line Supervisors of Retail Sales Workers
Heavy and Tractor-Trailer Truck Drivers
Laborers and Freight, Stock, and Material Movers, Hand
Licensed Practical and Licensed Vocational Nurses
Nurse Practitioners
Physicians and Surgeons, All Other
Registered Nurses
Retail Salespersons