

2013 DEMOGRAPHIC PROFILE

Northern Tier

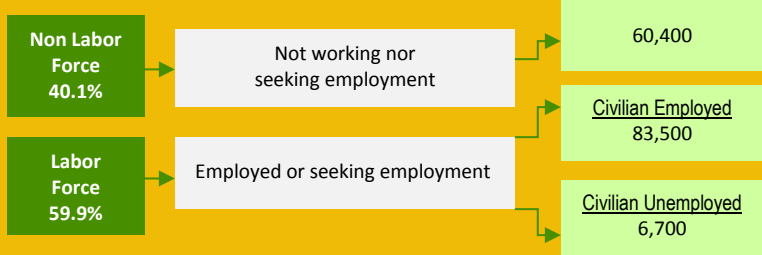
Population: 184,100

Median Age: 44.2

Median Household Income: \$43,300

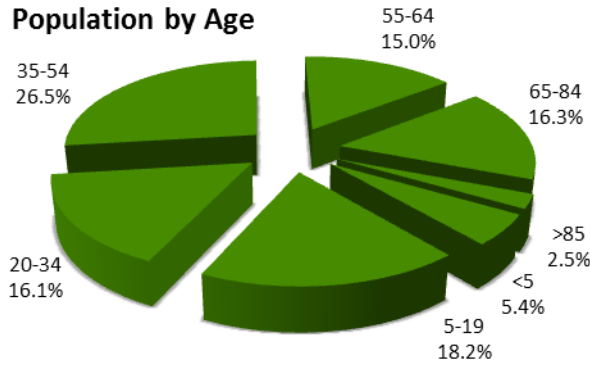
Per Capita Income: \$21,800

Population Ages 16+ (150,800)



Educational Attainment	
Population Ages 25+	129,700
Less than 9th Grade	3.3%
9th to 12th No Diploma	9.9%
High School Graduate	47.0%
Some College, No Degree	15.8%
Associate Degree	7.9%
Bachelor's Degree	10.3%
Graduate or Professional Degree	5.7%
High School Graduate or Higher	86.7%
Bachelor's Degree or Higher	16.0%

Population by Age



Commuting Patterns			
In-Commuting		Out-Commuting	
Luzerne County, PA	2,200	Lackawanna County, PA	5,300
Lackawanna County, PA	2,000	Luzerne County, PA	3,600
Tioga County, NY	1,700	Broome County, NY	3,300
Lycoming County, PA	1,100	Chemung County, NY	2,200
Chemung County, NY	1,000	Lycoming County, PA	1,800
Other Counties	9,000	Other Counties	18,100
Total	17,000	Total	34,300

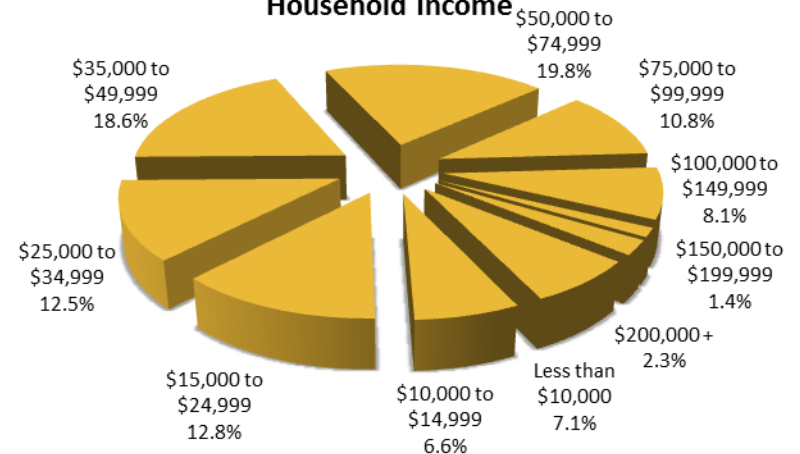
Source: U.S. Census Bureau, OnTheMap application
Based on 2011 estimates for primary jobs

Based on population ages 25+

Race and Ethnicity	
White	97.5%
Black	0.6%
Asian	0.4%
Native American	0.2%
Hawaiian / Pacific Islander	0.0%
Two or More	1.0%
Other Race	0.3%
Hispanic	1.5%
Not Hispanic	98.5%

Based on total population

Household Income



Northern Tier: Bradford, Sullivan, Susquehanna, Tioga, and Wyoming Counties
Source: Research360, based on 2013 estimates

Prepared by the Central Pennsylvania Workforce Development Corporation (CPWDC), April 2014